

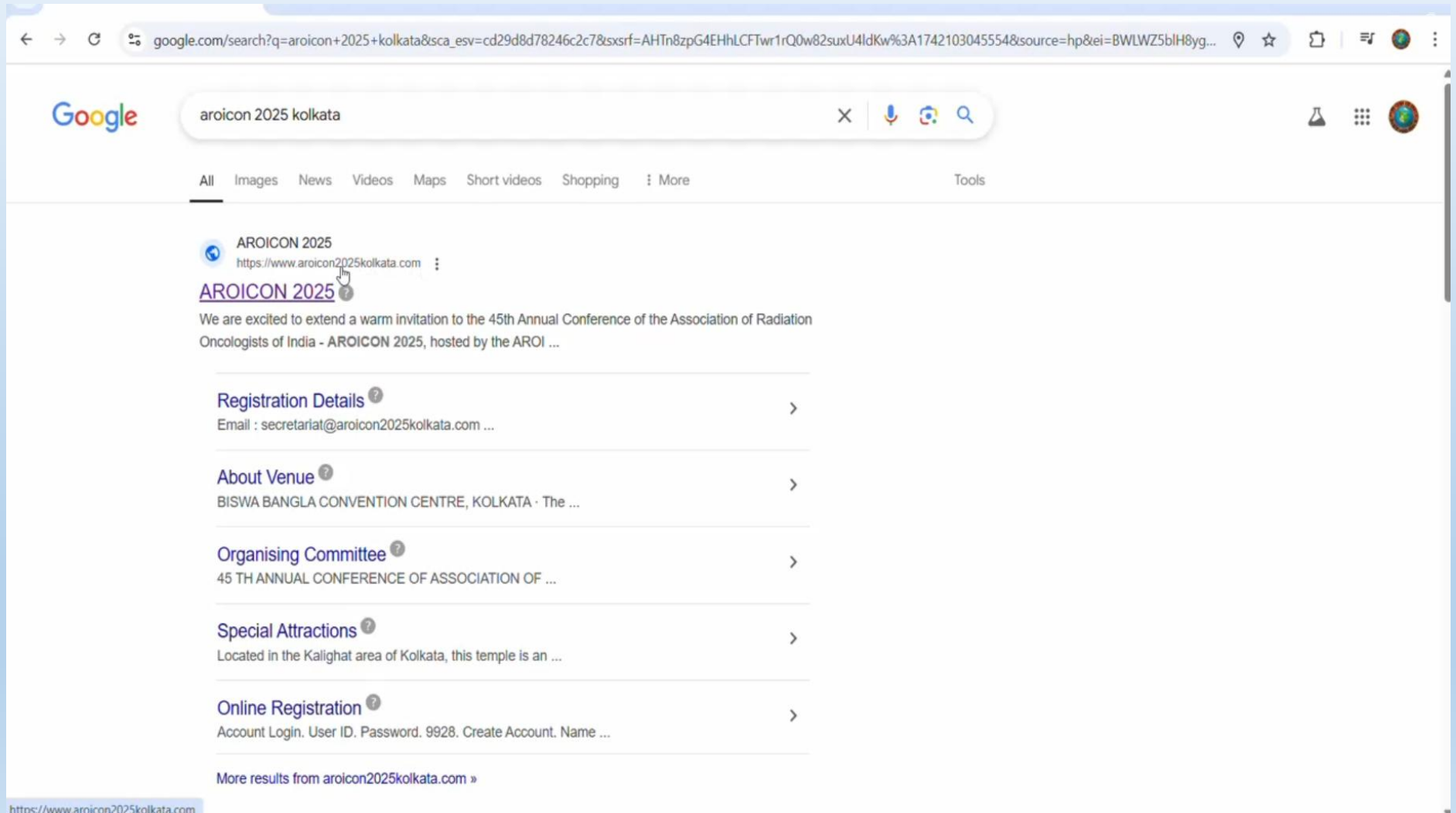
Welcome to AROICON 2025 Kolkata!

To complete your registration, please follow the steps below:



Step 1: Access the Website

Open your preferred browser (Chrome or Safari) and visit www.aroicon2025kolkata.com



The screenshot shows a Google search result for "AROICON 2025". The search bar contains "aroicon 2025 kolkata". The search results include a link to "AROICON 2025" with the URL "https://www.aroicon2025kolkata.com". Below the link is a description: "We are excited to extend a warm invitation to the 45th Annual Conference of the Association of Radiation Oncologists of India - AROICON 2025, hosted by the AROI ...". There are several expandable sections: "Registration Details" (Email: secretariat@aroicon2025kolkata.com ...), "About Venue" (BISWA BANGLA CONVENTION CENTRE, KOLKATA - The ...), "Organising Committee" (45 TH ANNUAL CONFERENCE OF ASSOCIATION OF ...), "Special Attractions" (Located in the Kalighat area of Kolkata, this temple is an ...), and "Online Registration" (Account Login. User ID. Password. 9928. Create Account. Name ...). At the bottom, there is a link for "More results from aroicon2025kolkata.com »".

google.com/search?q=aroicon+2025+kolkata&sca_esv=cd29d8d78246c2c7&xsrf=AHTn8zpG4EHhLCTwr1rQ0w82suxU4ldKw%3A1742103045554&source=hp&ei=BWLWZ5blH8yg...

Google

aroicon 2025 kolkata

All Images News Videos Maps Short videos Shopping More Tools

AROICON 2025
https://www.aroicon2025kolkata.com

[AROICON 2025](https://www.aroicon2025kolkata.com)

We are excited to extend a warm invitation to the 45th Annual Conference of the Association of Radiation Oncologists of India - AROICON 2025, hosted by the AROI ...

Registration Details
Email : secretariat@aroicon2025kolkata.com ...

About Venue
BISWA BANGLA CONVENTION CENTRE, KOLKATA - The ...

Organising Committee
45 TH ANNUAL CONFERENCE OF ASSOCIATION OF ...

Special Attractions
Located in the Kalighat area of Kolkata, this temple is an ...

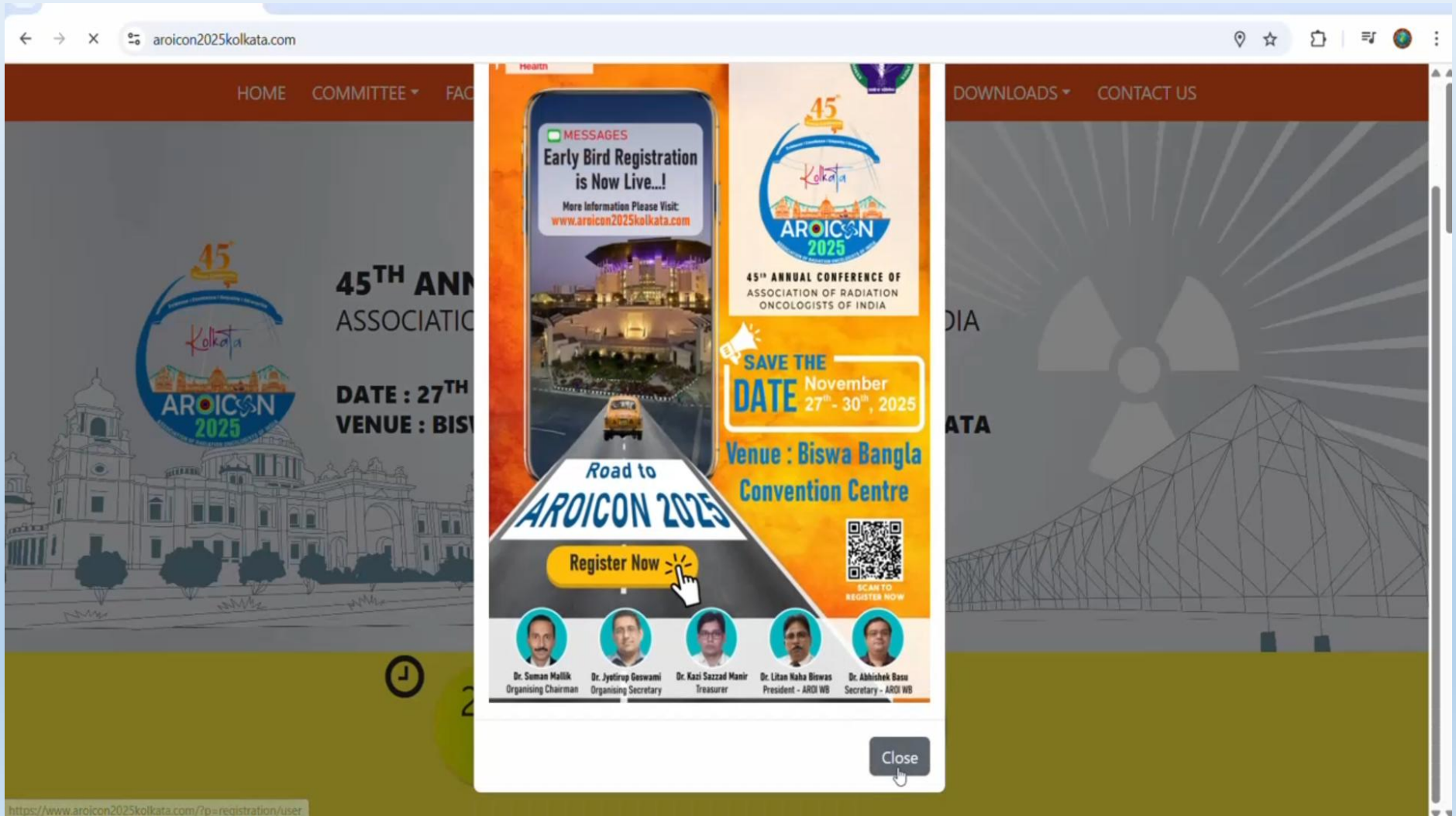
Online Registration
Account Login. User ID. Password. 9928. Create Account. Name ...

More results from aroicon2025kolkata.com »

https://www.aroicon2025kolkata.com

Step 2: Registration Pop-Up

Upon visiting the website, a registration pop-up will appear. You can click on the "Register Now" option or simply close the pop-up to proceed.



Step 3: Navigate to the Registration Tab

Click on the "Registration" tab on the homepage.



The screenshot shows a web browser at the URL aroicon2025kolkata.com. The navigation menu at the top includes: HOME, COMMITTEE, FACULTY, PROGRAM, ABSTRACT, **REGISTRATION** (highlighted in yellow), DOWNLOADS, and CONTACT US. The main content area features a large banner with a stylized illustration of Kolkata landmarks, including the Victoria Memorial and the Howrah Bridge, and a radiation symbol. The banner text reads: **45TH ANNUAL CONFERENCE OF ASSOCIATION OF RADIATION ONCOLOGISTS OF INDIA**, **DATE : 27TH - 30TH NOVEMBER 2025**, and **VENUE : BISWA BANGLA CONVENTION CENTRE, KOLKATA**. A circular logo on the left says "45th AROICON 2025 Kolkata". At the bottom, a yellow countdown timer shows 255 Days, 13 Hours, 35 Minutes, and 21 Seconds.

Step 4: Registration Options

You will see two options:

1. Registration Details & 2. Registration Offline Form

The screenshot shows a web browser at the URL aroicon2025kolkata.com. The navigation bar includes links for HOME, COMMITTEE, FACULTY, PROGRAM, ABSTRACT, REGISTRATION, DOWNLOADS, and CONTACT US. The REGISTRATION menu is open, showing options for REGISTRATION DETAILS and REGISTRATION FORM. The main content area features the 45th Annual Conference of the Association of Radiation Oncologists of India (AROICON 2025) in Kolkata. The event dates are 27th - 30th November 2025, and the venue is the Biswa Bangla Convention Centre, Kolkata. A large radiation symbol is visible in the background. At the bottom, a yellow banner displays a countdown timer: 255 Days, 13 Hours, 35 Minutes, and 20 Seconds.

HOME COMMITTEE ▾ FACULTY ▾ PROGRAM ABSTRACT **REGISTRATION ▾** DOWNLOADS ▾ CONTACT US

REGISTRATION DETAILS
REGISTRATION FORM

45TH ANNUAL CONFERENCE OF
ASSOCIATION OF RADIATION ONCOLOGISTS OF INDIA

DATE : 27TH - 30TH NOVEMBER 2025
VENUE : BISWA BANGLA CONVENTION CENTRE, KOLKATA

255 Days 13 Hours 35 Minutes 20 Seconds

<https://www.aroicon2025kolkata.com/?p=web/registration>

Step 5: Registration Details

Click on "Registration Details" to view detailed information about AROICON 2025 registration. Please read through the instructions carefully.



The screenshot shows a web browser window with the URL aroicon2025kolkata.com/?p=web/registration. The page title is "About Registration Fees". Below the title is a table with 5 columns: "REGISTRATION CATEGORY", "Early Bird Registration 31st March 2025", "Regular Registration 01st April To 31st Aug 2025", "Late Registration 01st Sep To 31st Oct 2025", and "On Spot Registration 01st Nov 2025 Onwards". The table lists fees for various categories including AROI Member, AROI Non-Member, PG Student, AROI (ICRO) ASCO Joint Session, Accompanying Person, Foreign Delegate (FARO/SAARC Countries), and Foreign Delegate (Non-FARO/SAARC Countries). Below the table are two sections: "CONFERENCE REGISTRATION INCLUSIONS" and "ACCOMPANYING PERSON INCLUSIONS", each with a bulleted list of items.

REGISTRATION CATEGORY	Early Bird Registration 31 st March 2025	Regular Registration 01 st April To 31 st Aug 2025	Late Registration 01 st Sep To 31 st Oct 2025	On Spot Registration 01 st Nov 2025 Onwards
AROI MEMBER	INR 7,800	INR 10,500	INR 12,000	INR 15,000
AROI NON-MEMBER	INR 9,300	INR 12,000	INR 13,400	INR 16,000
PG STUDENT	INR 6,000	INR 7,000	INR 7,800	INR 9,000
AROI (ICRO) ASCO Joint Session	INR 1,500	INR 1,800	INR 2,000	INR 3,000
ACCOMPANYING PERSON	INR 7,000	INR 7,800	INR 8,500	INR 9,500
FOREIGN DELIGATE (FARO/SAARC COUNTRIES)	USD 94	USD 125	USD 150	USD 180
FOREIGN DELIGATE (NON-FARO/SAARC COUNTRIES)	USD 360	USD 420	USD 460	USD 500

CONFERENCE REGISTRATION INCLUSIONS

- Conference Kit
- Inaugural & Valedictory
- Scientific Sessions
- Lunch on Conference Days
- Dinner & Cultural Evenings
- Entry to Trade Area
- Sessions Tea/Coffee

ACCOMPANYING PERSON INCLUSIONS

- Spouse Kit Bag
- Inaugural & Valedictory
- Lunch on Conference Days
- Dinner & Cultural Evenings
- Entry to Trade Area
- Sessions Tea/Coffee

Step 6: Registration Option

You can choose between Online Registration or Offline Registration

HOME COMMITTEE ▾ FACULTY ▾ PROGRAM ABSTRACT **REGISTRATION ▾** DOWNLOADS ▾ CONTACT US

[Home](#) > Registration Details

REGISTRATION DETAILS

[Online Registration](#) [Offline Registration](#)

About Registration Fees

REGISTRATION CATEGORY	Early Bird Registration 31 st March 2025	Regular Registration 01 st April To 31 st Aug 2025	Late Registration 01 st Sep To 31 st Oct 2025	On Spot Registration 01 st Nov 2025 Onwards
AROJ MEMBER	INR 7,800	INR 10,500	INR 12,000	INR 15,000
AROJ NON-MEMBER	INR 9,300	INR 12,000	INR 13,400	INR 16,000

Step 7: Offline Registration

Offline Registration:

- ❖ Download the registration form and fill in the required details.
- ❖ Transfer the registration amount to the AROICON 2025 Kolkata Account (bank details are mentioned in the form).
- ❖ Scan the completed form and payment details, then email them to secretariat@aroicon2025kolkata.com. You will receive a confirmation email within 24 working hours.

If you do not receive it, please contact our helpline at +91 9830585324.

AROICON 2025
45th ANNUAL NATIONAL CONFERENCE OF
THE ASSOCIATION OF RADIATION ONCOLOGISTS OF INDIA
Narayana Health

DATE : 27th TO 30th NOVEMBER, 2025 | VENUE : BISWA BANGLA CONVENTION CENTRE, KOLKATA

REGISTRATION FORM

(PLEASE FILL IN CAPITAL LETTER)

Title: Prof. Dr. Mr. Ms. Mrs. Gender: Male Female Others

First Name: _____ Middle Name: _____ Last Name: _____

Age (Yrs): _____ DOB: _____ Institute/ Hospital: _____

Designation: _____ Postal Address: _____ City: _____

State: _____ Pin: _____ Country: _____

ARO LM No* _____ Medical Registration No: _____ Medical Council: _____

ICRO Teaching Workshop: Yes NO WhatsApp Number: _____ Mobile: _____

Meal Preference: Veg Non Veg Jain E-mail: _____

ACCOMPANYING PERSON

Name: _____ Mobile: _____ Relation to Member: _____

E-mail ID: _____ Meal Preference: Veg Non Veg Jain

REGISTRATION FEES FOR AROICON 2025

(All rates are inclusive of 18% GST)

REGISTRATION CATEGORY	EARLY BIRD REGISTRATION TILL 31 st MAR 2025	REGULAR REGISTRATION 01 st APR TO 31 st AUG 2025	LATE REGISTRATION 01 st SEP TO 31 st OCT 2025	ON SPOT REGISTRATION 01 st NOV 2025 Onwards
ARO MEMBER	INR 7,800 <input type="checkbox"/>	INR 10,500 <input type="checkbox"/>	INR 12,000 <input type="checkbox"/>	INR 15,000 <input type="checkbox"/>
ARO NON MEMBER	INR 9,300 <input type="checkbox"/>	INR 12,000 <input type="checkbox"/>	INR 13,400 <input type="checkbox"/>	INR 16,000 <input type="checkbox"/>
PG STUDENTS	INR 6,000 <input type="checkbox"/>	INR 7,000 <input type="checkbox"/>	INR 7,800 <input type="checkbox"/>	INR 9,000 <input type="checkbox"/>
ICRO TEACHING WORKSHOP	INR 1,500 <input type="checkbox"/>	INR 1,800 <input type="checkbox"/>	INR 2,000 <input type="checkbox"/>	INR 3,000 <input type="checkbox"/>
ACCOMPANYING PERSON	INR 3,000 <input type="checkbox"/>	INR 3,000 <input type="checkbox"/>	INR 4,500 <input type="checkbox"/>	INR 5,500 <input type="checkbox"/>
FOREIGN DELEGATE (PARI) (SAARC COUNTRIES)	USD 94 <input type="checkbox"/>	USD 125 <input type="checkbox"/>	USD 150 <input type="checkbox"/>	USD 180 <input type="checkbox"/>
FOREIGN DELEGATE (NON PARI) (SAARC COUNTRIES)	USD 360 <input type="checkbox"/>	USD 420 <input type="checkbox"/>	USD 460 <input type="checkbox"/>	USD 500 <input type="checkbox"/>

CONFERENCE REGISTRATION INCLUSIONS

- Conference Kit
- Inaugural & Valedictory
- Scientific Sessions
- Lunch on Conference Days
- Dinner & Cultural Evening
- Entry to Trade Area
- Sessions Tea/Coffee

ACCOMPANYING PERSON INCLUSIONS

- Dinner Kit Day
- Inaugural & Valedictory
- Lunch on Conference Days
- Dinner & Cultural Evening
- Entry to Trade Area
- Sessions Tea/Coffee

BANK DETAILS

ACCOUNT NAME : Association of Radiation Oncologists of India West Bengal Chapter

ACCOUNT NUMBER : 43544017991 IFSC : SBIN000066 PAN : AAAAA48902Z

BRANCH ADDRESS : SBI Chinsurah Branch

IMPORTANT GUIDELINES

1. Conference Registration is Mandatory for attend Workshop & Other Associated Program.
2. Conference Registration is Mandatory for Children above the age of 10 yrs.

Step 8: Online Registration

- ❖ Click on the "Online Registration" option.
- ❖ Click on the "Sign Up" tab to create your account.

aroicon2025kolkata.com/?p=registration/user

For Online Registration, please follow the steps below:

1. Click on the Sign Up tab to create your account.
2. Click on the Login tab to access and complete the online registration form.
3. Forgot Password – Use this option if you have forgotten or need to reset your password.

[Login](#) [Sign Up](#) [Forgot Password](#)

Create Account

Name
Rav|

Email
Enter email ID

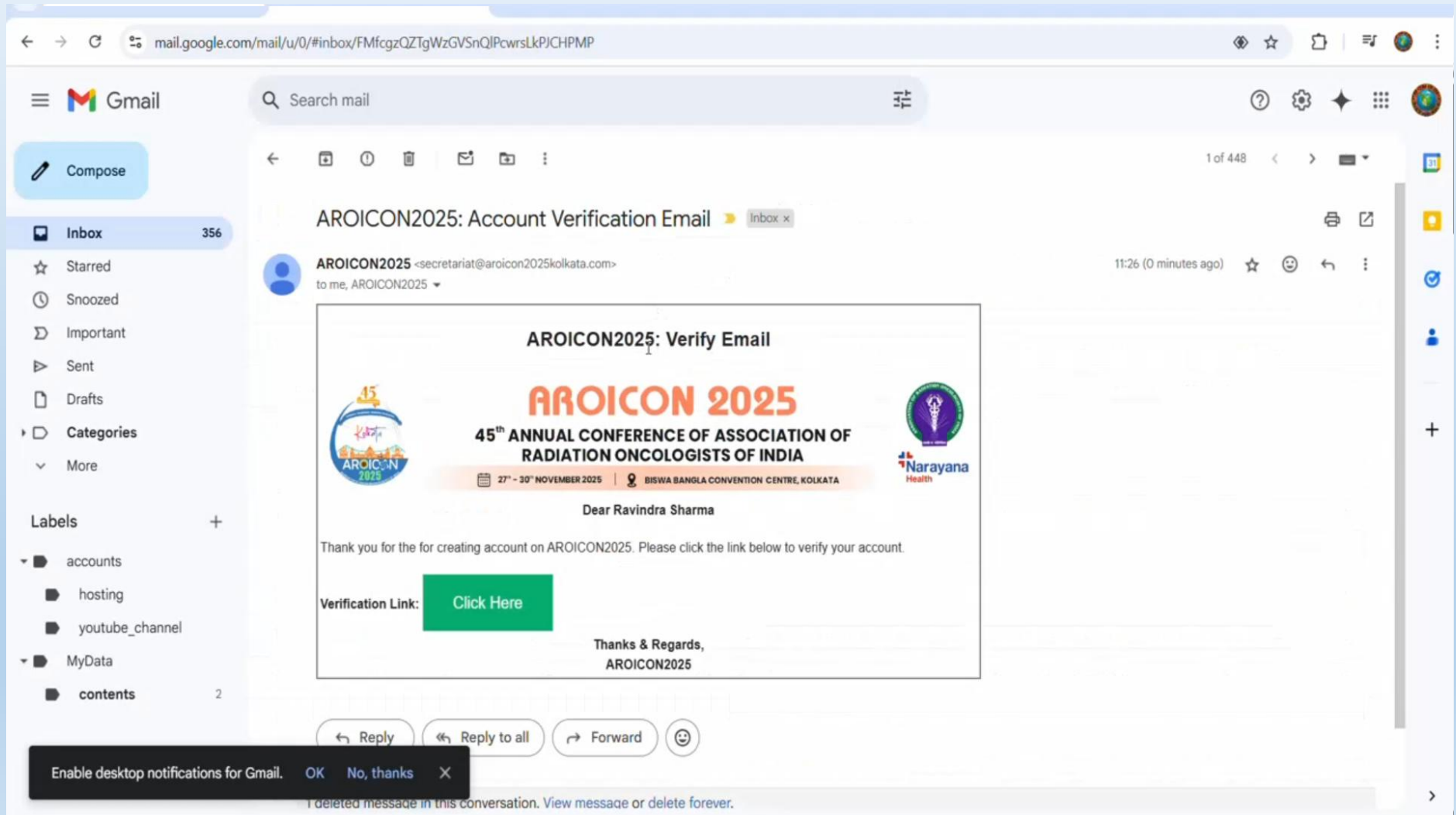
Mobile
Enter mobile

Password
Password

[Signup](#)

Step 9: Verify Your Account

A verification email will be sent to your registered email address. Click the verification link to activate your account.



The screenshot shows a Gmail interface with a verification email from AROICON2025. The email content is as follows:

AROICON2025: Verify Email

AROICON 2025
45th ANNUAL CONFERENCE OF ASSOCIATION OF RADIATION ONCOLOGISTS OF INDIA

27th - 30th NOVEMBER 2025 | BISWA BANGLA CONVENTION CENTRE, KOLKATA

Narayana Health

Dear Ravindra Sharma

Thank you for the for creating account on AROICON2025. Please click the link below to verify your account.

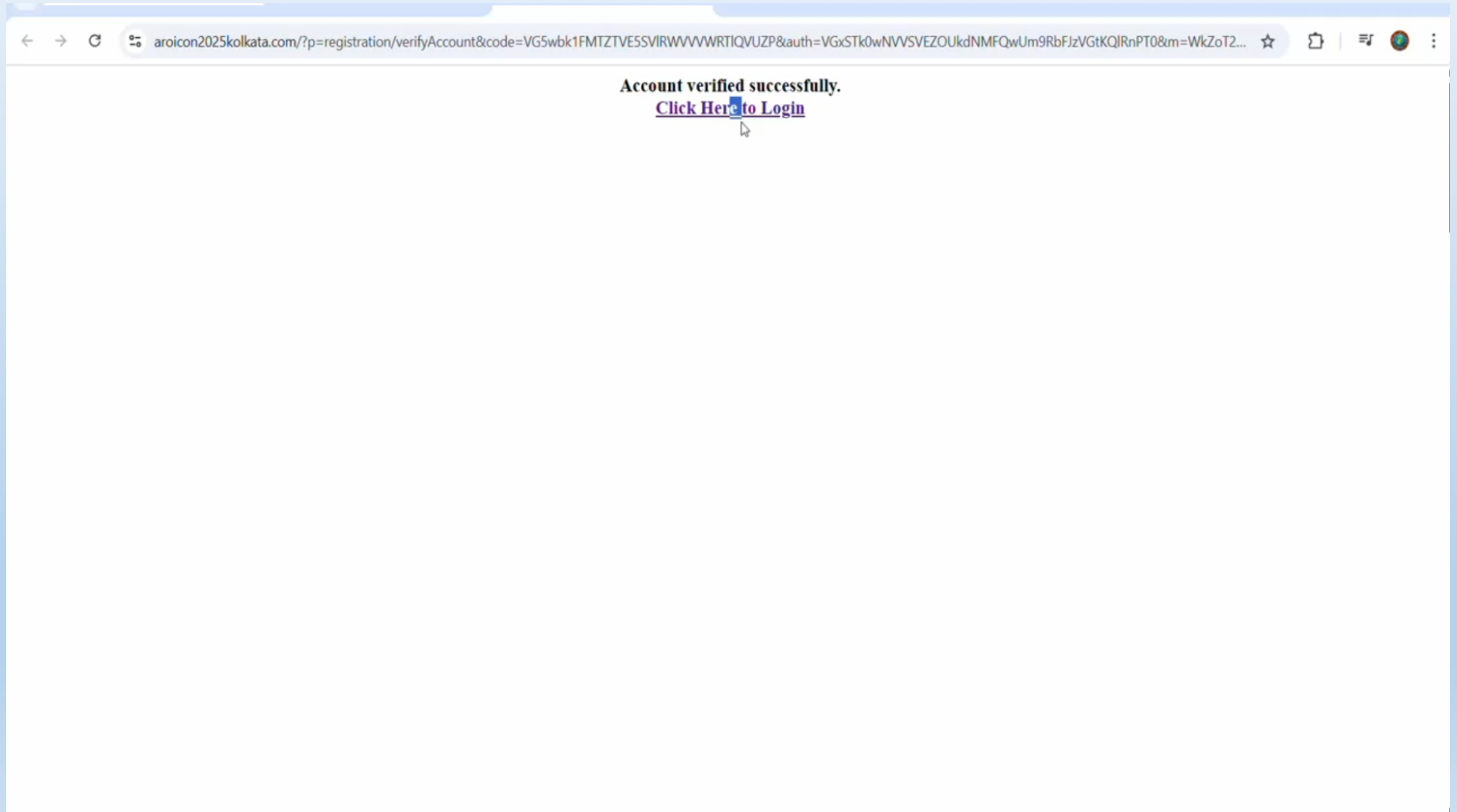
Verification Link: [Click Here](#)

Thanks & Regards,
AROICON2025

At the bottom of the screenshot, there is a notification bar that reads: "Enable desktop notifications for Gmail. OK No, thanks X" and a footer note: "1 deleted message in this conversation. View message or delete forever."

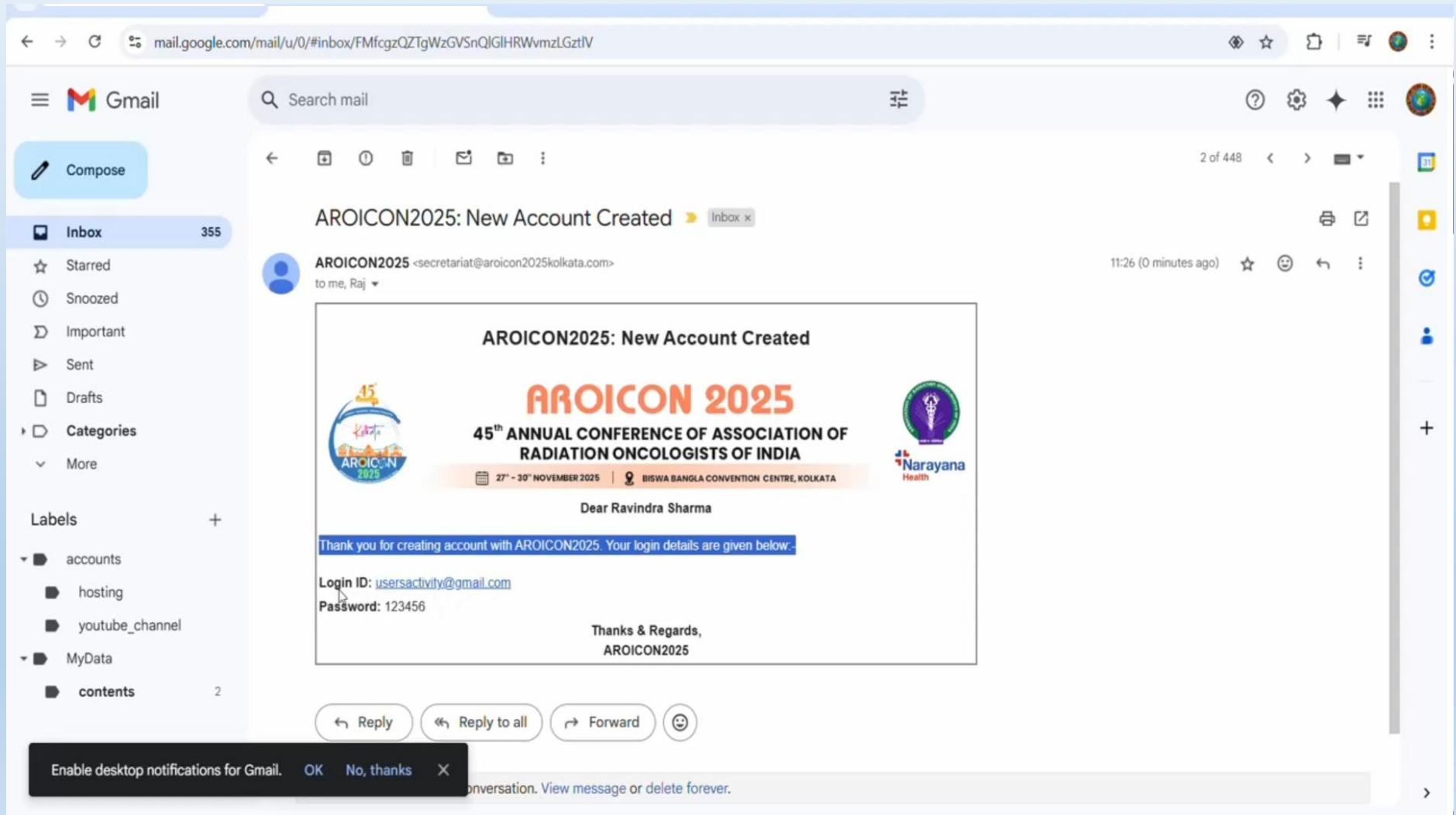
Step 10: Account Verification Success

After clicking the link, you will see a message confirming successful account verification.



Step 11: Account Details

You will receive an automated email with your login ID and password.



The screenshot shows a Gmail interface with an email titled "AROICON2025: New Account Created". The email is from "AROICON2025 <secretariat@aroicon2025kolkata.com>" and is addressed to "Raj". The email content includes the following text:

AROICON2025: New Account Created

AROICON 2025
45th ANNUAL CONFERENCE OF ASSOCIATION OF RADIATION ONCOLOGISTS OF INDIA

27th - 30th NOVEMBER 2025 | BISWA BANGLA CONVENTION CENTRE, KOLKATA

Dear Ravindra Sharma

Thank you for creating account with AROICON2025. Your login details are given below:-

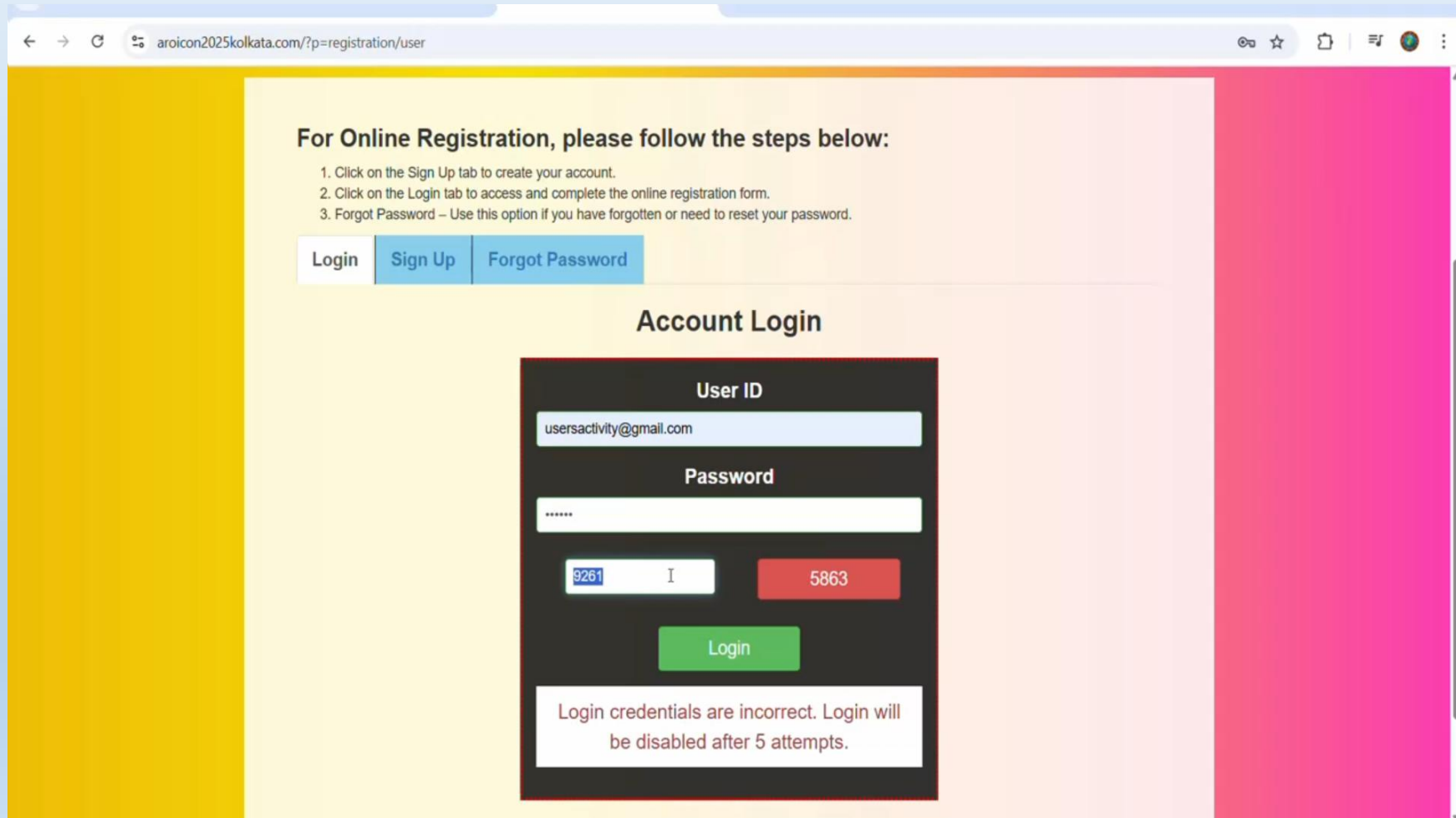
Login ID: usersactivity@gmail.com
Password: 123456

Thanks & Regards,
AROICON2025

The email also features logos for "AROICON 2025" and "Narayana Health". The Gmail interface shows the "Inbox" with 355 items and a search bar. A notification banner at the bottom asks to "Enable desktop notifications for Gmail." with "OK" and "No, thanks" options.

Step 12: Log In to Your Account

- ❖ Go to the registration page, click the "Login" pop-up, and enter your login ID, password, and the unique security code displayed in red.
- ❖ Please ensure the details are entered correctly, as your account will be locked after 5 unsuccessful attempts.



The screenshot shows a web browser window with the URL `aroicon2025kolkata.com/?p=registration/user`. The page content includes instructions for online registration and a login form. The login form is titled "Account Login" and contains the following fields and elements:

- User ID:** `usersactivity@gmail.com`
- Password:** `*****`
- Security Code:** `9261` (displayed in a blue box) and `5863` (displayed in a red box).
- Login Button:** A green button labeled "Login".
- Error Message:** "Login credentials are incorrect. Login will be disabled after 5 attempts."

At the top of the page, there are three tabs: "Login", "Sign Up", and "Forgot Password". The "Sign Up" tab is currently selected.

Step 13: Forgot Password

- ❖ If you forget your password, click on the "Forgot Password" option.

← → ↻ aroicon2025kolkata.com/?p=registration/user

For Online Registration, please follow the steps below:

1. Click on the Sign Up tab to create your account.
2. Click on the Login tab to access and complete the online registration form.
3. Forgot Password – Use this option if you have forgotten or need to reset your password.

Login Sign Up **Forgot Password**

Forgot Password

Registered Email ID

usersactivity@gmail.com

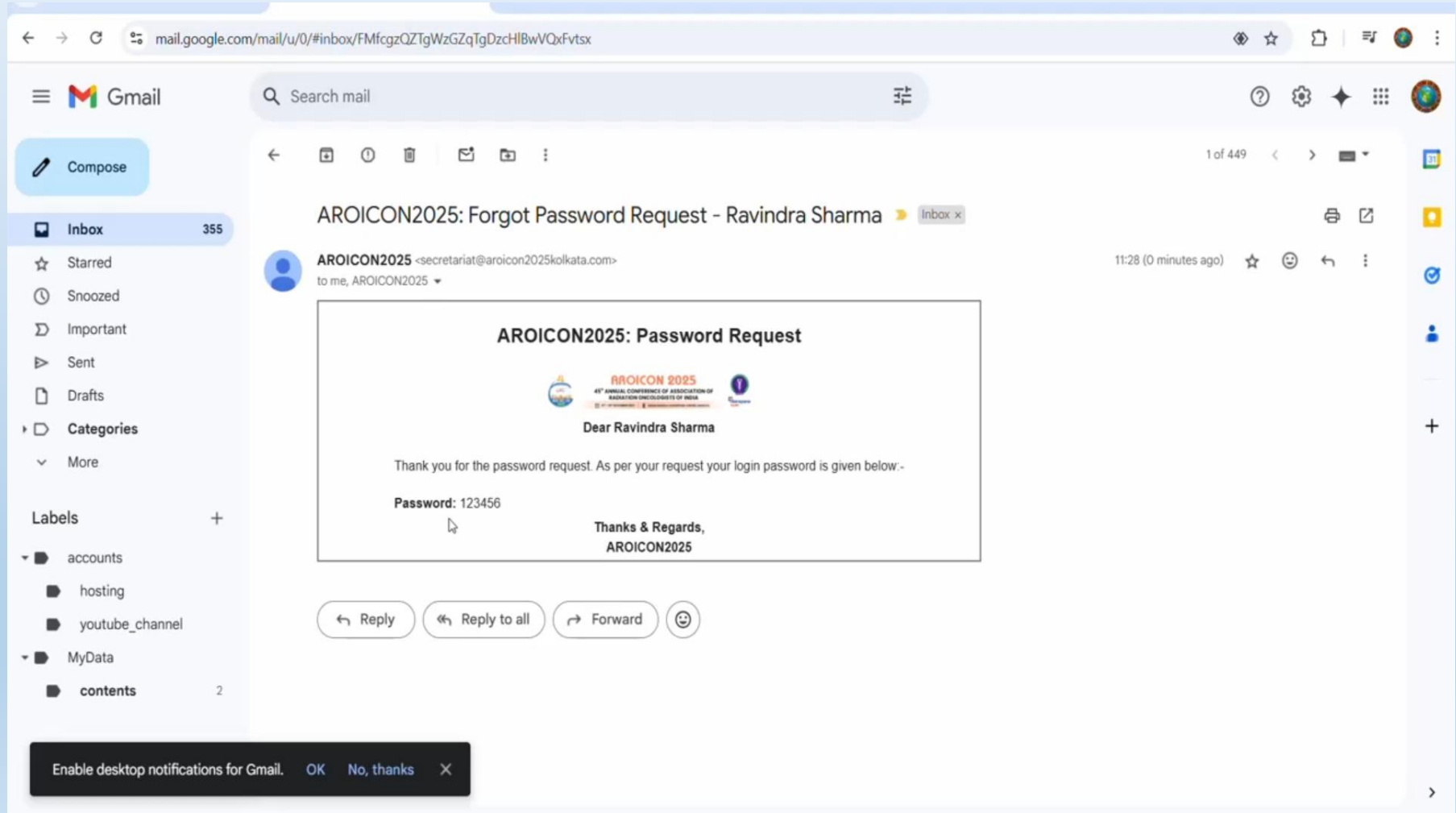
6543 I 6543

Get Password

Designed and developed by www.globalics.in/

Step 14: Forgot Password

- ❖ Enter your registered email ID, and the system will automatically send the password to your email.
- ❖ Enter the security code carefully to proceed.



The screenshot shows a Gmail interface with an email from AROICON2025. The email subject is "AROICON2025: Forgot Password Request - Ravindra Sharma". The sender is AROICON2025 <secretariat@aroicon2025kolkata.com>. The email content is as follows:

AROICON2025: Password Request

AROICON 2025
47th ANNUAL CONFERENCE OF ASSOCIATION OF
BANKERS (MEMBERS OF INDIA)

Dear Ravindra Sharma

Thank you for the password request. As per your request your login password is given below:-

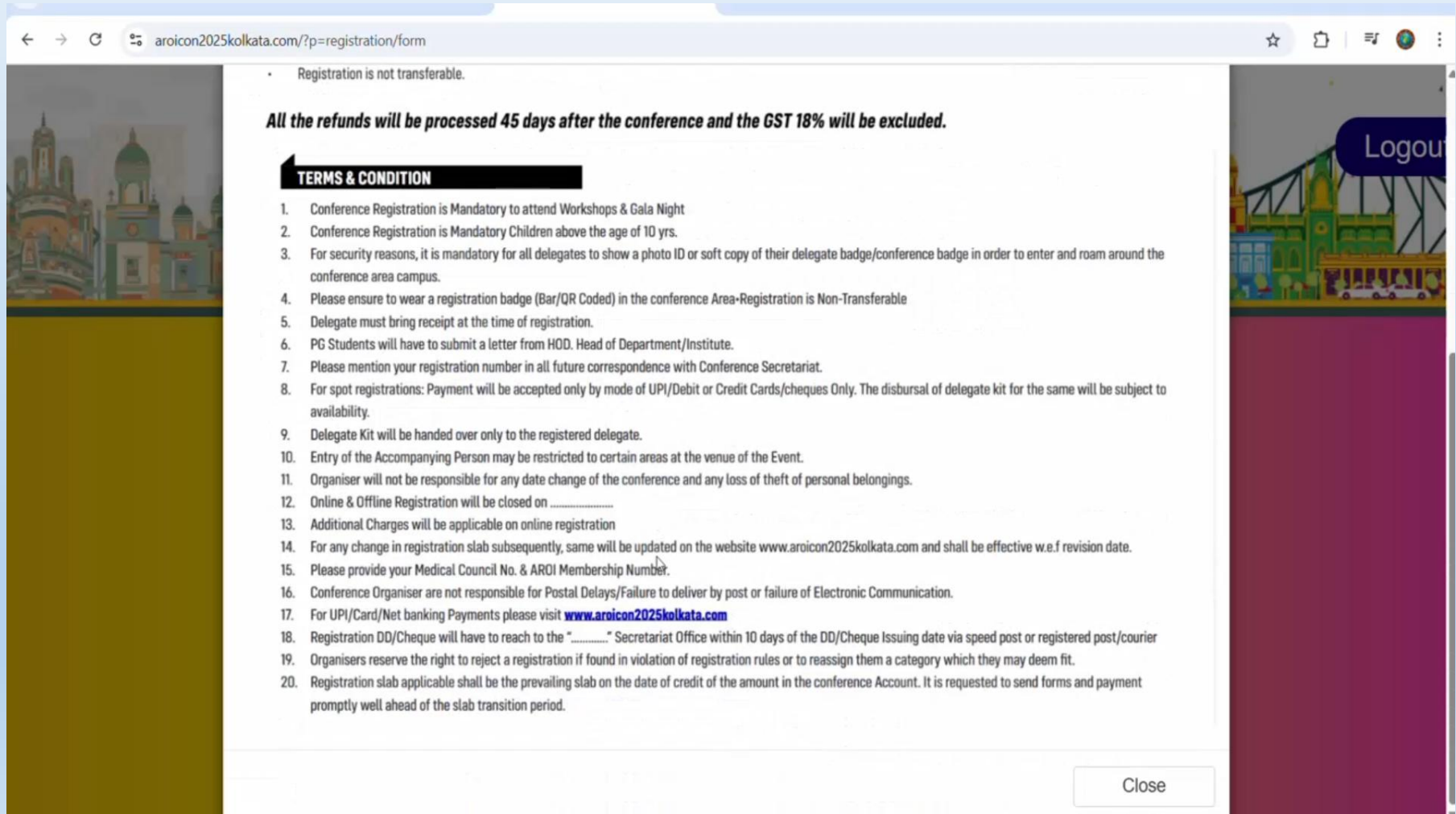
Password: 123456

Thanks & Regards,
AROICON2025

At the bottom of the email, there are buttons for "Reply", "Reply to all", "Forward", and a smiley face icon. A notification banner at the bottom of the screen reads "Enable desktop notifications for Gmail. OK No, thanks X".

Step 15: Completing Your Registration

- ❖ Once logged in, a pop-up will provide a summary of registration details. You can close it and continue with the registration form.



The screenshot shows a web browser window with the URL aroicon2025kolkata.com/?p=registration/form. The page displays the following information:

- Registration is not transferable.
- All the refunds will be processed 45 days after the conference and the GST 18% will be excluded.**
- TERMS & CONDITION**
- 1. Conference Registration is Mandatory to attend Workshops & Gala Night
- 2. Conference Registration is Mandatory Children above the age of 10 yrs.
- 3. For security reasons, it is mandatory for all delegates to show a photo ID or soft copy of their delegate badge/conference badge in order to enter and roam around the conference area campus.
- 4. Please ensure to wear a registration badge (Bar/QR Coded) in the conference Area-Registration is Non-Transferable
- 5. Delegate must bring receipt at the time of registration.
- 6. PG Students will have to submit a letter from HOD. Head of Department/Institute.
- 7. Please mention your registration number in all future correspondence with Conference Secretariat.
- 8. For spot registrations: Payment will be accepted only by mode of UPI/Debit or Credit Cards/cheques Only. The disbursal of delegate kit for the same will be subject to availability.
- 9. Delegate Kit will be handed over only to the registered delegate.
- 10. Entry of the Accompanying Person may be restricted to certain areas at the venue of the Event.
- 11. Organiser will not be responsible for any date change of the conference and any loss of theft of personal belongings.
- 12. Online & Offline Registration will be closed on
- 13. Additional Charges will be applicable on online registration
- 14. For any change in registration slab subsequently, same will be updated on the website www.aroicon2025kolkata.com and shall be effective w.e.f revision date.
- 15. Please provide your Medical Council No. & AROI Membership Number.
- 16. Conference Organiser are not responsible for Postal Delays/Failure to deliver by post or failure of Electronic Communication.
- 17. For UPI/Card/Net banking Payments please visit www.aroicon2025kolkata.com
- 18. Registration DD/Cheque will have to reach to the "....." Secretariat Office within 10 days of the DD/Cheque Issuing date via speed post or registered post/courier
- 19. Organisers reserve the right to reject a registration if found in violation of registration rules or to reassign them a category which they may deem fit.
- 20. Registration slab applicable shall be the prevailing slab on the date of credit of the amount in the conference Account. It is requested to send forms and payment promptly well ahead of the slab transition period.

A "Close" button is visible at the bottom right of the pop-up window.

Step 16: Filling the Registration Form

- ❖ Complete all mandatory fields and carefully review your details.
- ❖ Enter your AROI Membership Number if applicable.

The screenshot shows a web browser window with the URL `aroicon2025kolkata.com/?p=registration/form`. The registration form is displayed on a light yellow background. The form fields are as follows:

- Title**: A dropdown menu with "Dr." selected.
- First Name ***: Text input field containing "Ravindra".
- Middle Name**: Text input field (empty).
- Last Name ***: Text input field containing "Sharma".
- Gender ***: A dropdown menu with "Male" selected.
- Date of Birth ***: A date picker field showing "01-01-1990".
- Institute/ Hospital ***: Text input field containing "Some Hospital".
- Designation ***: Text input field containing "My Designation".
- Are you Member?**: Radio buttons for "Yes" (selected) and "No".
- AROI Membership No.**: Text input field containing "LM-1234".
- Email ***: Text input field containing "usersactivity@gmail.com".
- Mobile ***: Text input field containing "7503981004".
- Postal Address ***: A large text area (empty).
- State ***: Text input field (empty).
- City ***: Text input field (empty).

On the right side of the form, there is a pink vertical bar with a dark blue button labeled "Logout".

Step 16: Filling the Registration Form

❖ If you have an accompanying person, fill in their details in the appropriate section.

The screenshot shows a web browser at the URL `aroicon2025kolkata.com/?p=registration/form`. The page features a yellow sidebar on the left and a pink sidebar on the right with a "Logout" button. The main content area is titled "Accompanying Person(s)" and contains a dropdown menu with the text "Select accompanying person(s)". The dropdown is open, showing options 0, 1, 2, and 3. Below the dropdown is a table with the following data:

Category	Current Registration Fee Till 31 st March 2025
<input type="radio"/> AROI MEMBER	INR 7,800
<input type="radio"/> AROI NON MEMBER	INR 9,300
<input type="radio"/> PG STUDENTS	INR 6,000
<input type="radio"/> ACCOMPANYING PERSON	INR 7,000
<input type="radio"/> FOREIGN DELEGATE (FARO / SAARC COUNTRIES)	USD 94
<input type="radio"/> FOREIGN DELEGATE	USD 360

Step 17: Payment Process

After reviewing your details on the summary page, click "Pay Now".

The screenshot shows a web browser window with the URL `aroicon2025kolkata.com/?p=registration/preview&f=543296009937`. The main content area is titled "Registration Details" and contains the following information:

Registration Category	: AROI MEMBER
Registration Fee	: INR 7800
Workshop Name	: AROI (ICRO) ASCO Joint Session
Workshop Fee	: 1500
Registration Date	: 2025-03-16 11:31:32
Bank Charge @ 3%	: INR 0
Payable Amount	: INR 9300

At the bottom of the details section, there are two buttons: "BACK" and "PAY NOW". The "PAY NOW" button is highlighted with a mouse cursor.

On the right side of the page, there is a "Logout" button. A "Save address?" dialog box is also visible, showing the following details:

- My address here
- Delhi 110044
- Delhi
- India
- usersactivity@gmail.com

The dialog box has "Save" and "No thanks" buttons.

At the bottom of the page, it says "Designed and developed by www.globalics.in/".

Step 17: Payment Process

You can choose to:

1. Transfer to Bank Account
- Or
2. Scan and Pay

Browser address bar: aroicon2025kolkata.com/?p=registration/payment&f=543296009937

Logout

Save address?

My address here
Delhi 110044
Delhi
India
usersactivity@gmail.com

Save No thanks

Payment Options

UPI (UPI_ID/QR_CODE/MOBILE_NUMBER)

NEFT/RTGS/IMPS

Next To Download QR Code - Click Here

ACCOUNT NAME : Association of Radiation Oncologists of India West Bengal Chapter
ACCOUNT NUMBER : 43546017991
IFSC : SBIN0000056
PAN : AADAA2489D2Z
BRANCH ADDRESS : SBI Chinsurah Branch

Scan to Pay

ASSOCIATION OF RADIATION ONCO

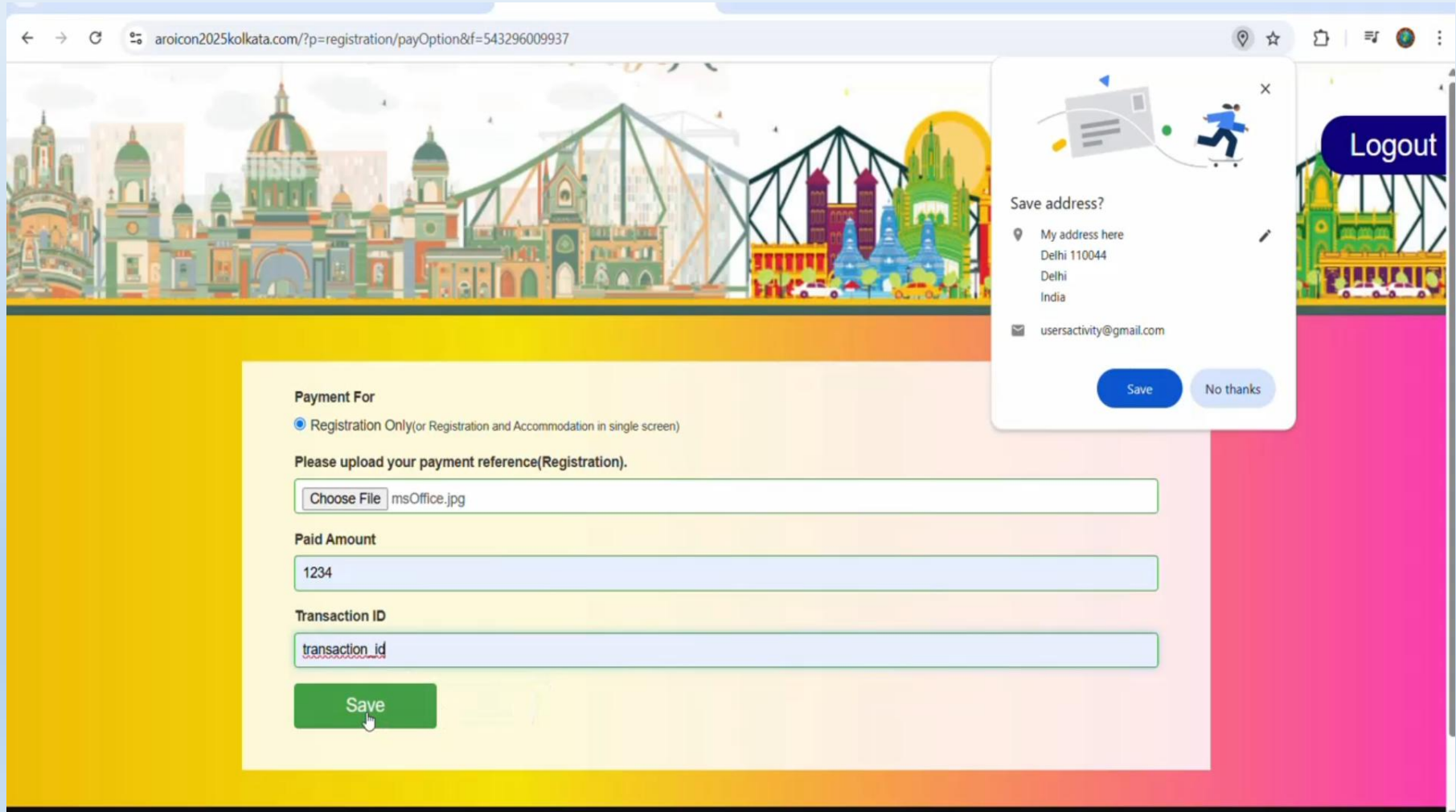
SCAN & PAY

Step 17: Payment Process

Upload the payment screenshot and enter the paid amount.

❖ Click on "Save" to submit your payment details.

❖ Our technical team will verify your payment and send a confirmation email within 24 hours.



The screenshot shows a web browser window with the URL `aroicon2025kolkata.com/?p=registration/payOption&f=543296009937`. The page features a colorful header illustration of a cityscape with domes and a bridge. A 'Logout' button is visible in the top right corner. The main content area contains a payment form with the following fields:

- Payment For:** Registration Only(or Registration and Accommodation in single screen)
- Please upload your payment reference(Registration):**
- Paid Amount:**
- Transaction ID:**
- Save:** A green button with a white cursor icon pointing to it.

A 'Save address?' popup is overlaid on the right side of the form. It contains the following information:

- Save address?**
- My address here:** Delhi 110044, Delhi, India
- usersactivity@gmail.com**
- Save** (blue button) and **No thanks** (light blue button)

Step 18: Confirmation Process

Please note that upon completing the form and submitting the payment details, we will send the confirmation within two working days of payment realization.

AROICON2025 Registration Details: AROICON000	
Dear Dr.	
Please find your conference registration details below:	
Name	: Dr.
Email	:
Mobile	:
Registration ID	: AROICON000
Registration Category	: AROI MEMBER
Registration Fee	: INR 7800
Workshop	:
Workshop Fee	: 0
Payment Mode	: Online
Payment Status	: success
Transaction ID	:
Registration Date	: 2025-03-31 21:07:19
Total Paid Amount	: INR

Upcoming Feature

We will soon introduce SBI Netbanking to streamline the payment process. Once active, payments made through SBI Netbanking will trigger automatic confirmation emails.

REGISTER NOW



www.aroicon2025kolkata.com

**For Any Query Please contact our
helpline No.- +91 9830585324.**

Thank you